

# EYFS Parents meeting

*Miss Laycock, Mrs Gibson, Mr Mason*



# Phonics and Phonics Homework

- Phonics helps children learn how to read and write.
- Each letter/grapheme makes a sound and has a name. (cat)
- Words can be sounded-out to help children read and write them.
- Sounding out for reading (blending).
- Sounding out for writing (segmenting).
- Flash cards at home to help your children remember the sounds.
- Sheets sent home with a phrase to help your child remember the movements needed to write the letter.
- Videos on the Little Wandle Website with sound pronunciations.





# Little Wandle Website.

and when.

**Parents and carers!** If you have bought the Little Wandle at Home Phonics Flashcards don't forget to check out four fun games to play with your children on the [Collins website](#).

[Support for  
phonics](#)

[How we teach](#)

[Books coming  
home](#)

[Nursery rhymes  
- videos](#)

[Nursery rhymes  
- downloads](#)

## Videos



Phase 2 sounds taught in  
Reception Autumn 1



Phase 2 sounds taught in  
Reception Autumn 2



Phase 3 sounds taught in  
Reception Spring 1



How to say Phase 5 sounds

Phase 2 phonics information sheet		Autumn 1
S s	S	
a a	a	
t t	t	
p p	p	

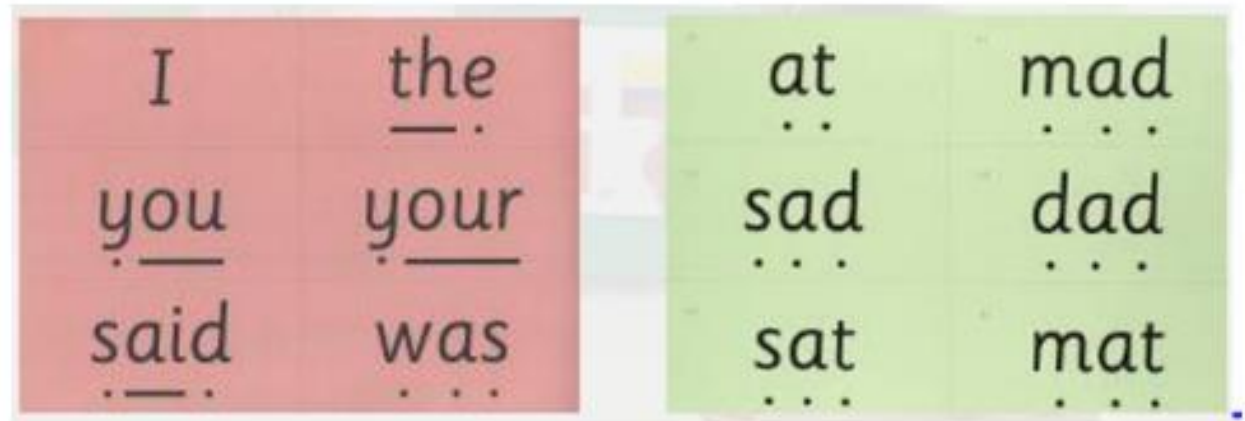
### Reception Autumn 1 sounds

Download a guide to how children are taught to say their sounds in Reception Autumn 1



# Red and Green Words

- Children need to practise reading words.
- Word cards sent home on two different colours (red and green).
- Green words can be sounded-out.
- Red words are more difficult to sound-out so we tell the children to just read them automatically . (E.g is, the, he)





# Reading in EYFS

- In the next few weeks, your child will get their first reading book!
- Wordless books -----> Phonic levelled book.
- 3 Guided Reading Sessions.
- Please read every day – this only needs to be 2-3 pages.
- Every time you read, please record this in your child's reading diary.
- 90% independence in reading.
- Rainbow Readers!



# Reading Books

- 1 phonic reading book each week which is matched at an appropriate level for your child.
- 1 library book to read to your child changed every **Tuesday**.
- Reading books will be changed on a **Wednesday**.
- Always talk about the story and make it enjoyable. Praise your child for their efforts :)
- Please keep your child's reading book and diary in the plastic wallets at all times.
- Please bring your bookbag into school every day.





# Vocabulary.

- Learning new language and vocabulary
- When reading books, it is important to focus on using English, or if necessary, your home language alongside English, while language skills are developing
- Point out new words and their meanings.



# Parental involvement and Support.

- Parental support documents sent out via Arbor.
- Video of each week's phonics sounds, red words and oral segmenting and blending examples sent out via Arbor for you to watch every week.
- Example video of reading 1:1 with a child to support with home reading.
- Parental invitation: Carol Concert, Eastertide Decoration Afternoon, Family Bring a Book Afternoon.



## EYFS Fine Motor Activities

Here are a few ideas of activities you can do at home that are fun, engaging and will also help to strengthen your little one's arms, hands and fingers. This will then help them become confident, skilful and controlled writers.

1. Threading pasta into straws/sticks or onto shoelaces.



2. Playdough - rolling, cutting, snipping, splatting, squeezing and pulling really helps to develop children's hand and finger strength.



3. Mark making/colouring - with crayons, chalk, pens or felt tips.

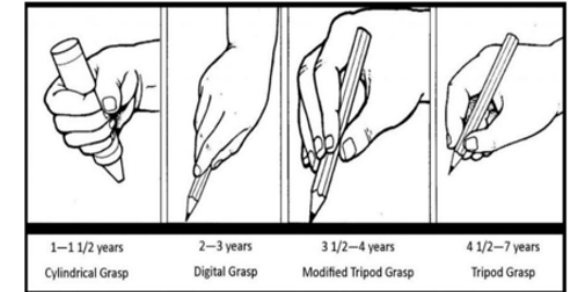


4. Using equipment such as scissors to cut, tweezers to grab pom poms or pegs on a bucket or washing line.



## EYFS Pencil Grip Development

Here is a typical guide on how children's pencil grip tends to develop. Please do not worry too much if your child is not using a tripod grip with confidence yet, every child will develop at their own pace. You can use the fine motor activities document to help your child to strengthen their hands which will then help them to being using the tripod grip. Lots of practise also will help, with gentle corrections if they are holding their pen incorrectly. Please do speak to your class teacher if you have any other questions about pencil grip and early writing development.






# Library Books

- Library visits every Tuesday
- Books are for you and your child to enjoy together
- Your child is not expected to read them like a reading book!
- Keep the book in your child's book bag
- Changed each week at the next library visit, as long as the previous book has been returned.
- Bedtime Suitcases.



# Maths Homework

- Maths homework will come home weekly
- Maths resources – Number Pockets.
- A continuation and consolidation of the week's lessons
- Number study approach
- Getting to know everything possible about a number to ensure firm number knowledge.





# P.E Days

- Reminder: Your child must come to school wearing their PE kit on **Fridays.**
- All Reception classes will have PE on a Friday.
- In the winter months, the children can come to school wearing a navy blue or black tracksuit with trainers.
- No Jewellery should be worn on PE days



# Motor Skills

- Dough Disco
- To support **Gross Motor** at home:  
Playing outside and using park equipment, using a skipping rope, digging and planting, climbing stairs independently
- To support **Fine Motor** at home:  
Cutting using scissors, playing with playdoh, threading with string and beads, painting, building with lego.





# Independence

- Independently putting on own coats and doing coats up
- Holding own belongings (coats, bags, bottles etc)
- Getting things in and out of book bags
- Being responsible for jumpers, putting jumpers in bags



# CTK Experience

- Aspirational Visitors.
- Trips.
- Extra-Curricular Activities.
- Community Link.



# Behaviour Expectations



The CTK Way – Catholic Character Formation

Virtue – a good habit

# Behaviour Expectations: Sanctions and rewards



Desirable, Difficult, Disruptive,  
Dangerous

## Sanctions

- Reminder - verbal
- Warning – name moved to number one on the raincloud.
- Number 2 Raincloud (Yellow Card) – 2 minutes time out.
- Red Card – 5 minutes time out and visit to discuss behaviour with Head of School.

## Rewards

- Praise
- In-class reward systems which could include: House points, class star chart, Golden Time.
- Star of the Day (Daily)
- Present with pride (weekly)
- Head of School Award (weekly)
- Nominations for CTK cups (termly)



# Parent Meetings.



How well is my child  
doing at school?



# Key Information



*Cool Milk*



Arbor

- Water – labelled bottle
- Cool Milk
- Fruit snack
- **No nuts**
- **Name on everything!**
- Communication – Arbor only



# Things to remember

- Library books need to be returned every Tuesday
- Reading books, reading records and book bags need to be **in school everyday**
- Reading books need to be returned every Wednesday
- No toys from home unless they are the star of the day
- Please encourage your child to be independent at home and to speak in full sentences
- Jewellery/hair and uniform in line with school policy – school colours.
- All class teachers are available in the morning and after school for quick messages, if you do need to talk about anything in more depth you are always welcome to organise a meeting at a convenient time for you.



# ***Any Questions?***





**Thank you for  
coming!**